

Canvass Results Report

Primary Election 2024

Run Time 1:03 PM

Run Date 04/12/2024

MOTLEY COUNTY, TEXAS

PRIMARY ELECTION

3/5/2024

Page 1


Official Results

Registered Voters
341 of 826 = 41.28%

Precincts Reporting
0 of 6 = 0.00%

President - Republican Party

Precinct	Donald J. Trump	Ron DeSantis	Vivek Ramaswamy	Nikki Haley	Chris Christie	David Stuckenberg	Asa Hutchinson	Ryan L. Binkley	Uncommitted	Cast Votes	Undervotes	Overvotes	Election Day Voting Ballots Cast
1	94	1	0	5	0	0	0	1	2	103	1	0	53
2	30	1	0	0	0	0	0	0	1	32	0	0	28
3	2	0	0	3	0	0	0	0	0	5	0	0	2
4	63	0	0	3	0	0	0	0	0	66	2	1	52
5	49	0	0	1	0	0	0	0	0	50	0	0	27
6	63	1	0	7	0	0	0	0	2	73	0	0	36
Totals	301	3	0	19	0	0	0	1	5	329	3	1	198




MOTLEY COUNTY, TEXAS

PRIMARY ELECTION

3/5/2024

Page 2



President - Republican Party

Precinct	Absentee Voting Ballots Cast	Early Voting Ballots Cast	Total Ballots Cast	Registered Voters	Turnout Percentage
1	9	42	104	206	50.49%
2	3	1	32	80	40.00%
3	1	2	5	24	20.83%
4	3	14	69	198	34.85%
5	2	21	50	131	38.17%
6	9	28	73	187	39.04%
Totals	27	108	333	826	40.31%

Canvass Results Report

Primary Election 2024

Runtime: 5:03 PM

Run Date: 04/12/2024

MOTLEY COUNTY, TEXAS

PRIMARY ELECTION

3/5/2024

Page 3


Official Results

Registered Voters
541 of 826 = 41.28%

Precincts Reporting
0 of 6 = 0.00%

United States Senator - Republican Party

Precinct	Ted Cruz	Holland "Redd" Gibson	R E (Rufus) Lopez	Cast Votes	Undervotes	Overvotes	Election Day Voting Ballots Cast	Absentee Voting Ballots Cast	Early Voting Ballots Cast	Total Ballots Cast	Registered Voters	Turnout Percentage
1	93	3	1	97	7	0	53	9	42	104	206	50.49%
2	30	1	0	31	1	0	28	3	1	32	80	40.00%
3	5	0	0	5	0	0	2	1	2	5	24	20.83%
4	67	1	0	68	1	0	52	3	14	69	198	34.85%
5	49	1	0	50	0	0	27	2	21	50	131	38.17%
6	66	1	2	69	4	0	36	9	28	73	187	39.04%
Totals	310	7	3	320	13	0	198	27	108	333	826	40.31%




MOTLEY COUNTY, TEXAS

PRIMARY ELECTION

3/5/2024

Page 4



United States Representative, District 13 - Republican Party

Precinct	Romy Jackson	Cast Votes	Undervotes	Overvotes	Election Day Voting Ballots Cast	Absentee Voting Ballots Cast	Early Voting Ballots Cast	Total Ballots Cast	Registered Voters	Turnout Percentage
1	88	88	16	0	53	9	42	104	206	50.49%
2	22	22	10	0	28	3	1	32	80	40.00%
3	4	4	1	0	2	1	2	5	24	20.83%
4	57	57	12	0	52	3	14	69	198	34.85%
5	41	41	9	0	27	2	21	50	131	38.17%
6	65	65	8	0	36	9	28	73	187	39.04%
Totals	277	277	56	0	198	27	108	333	826	40.31%

Canvass Results Report

Primary Election 2024

Run Time: 1:03 PM

Run Date: 04/12/2024

MOTLEY COUNTY, TEXAS

PRIMARY ELECTION

3/5/2024

Page 5

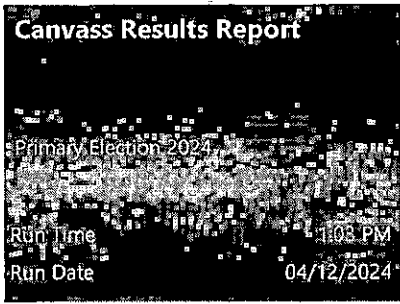
Official Results

Registered Voters: 826 of 826 = 100.00%

Precincts Reporting: 6 of 6 = 100.00%

Railroad Commissioner - Republican Party

Precinct	Christie Clark	Christi Craddick	Corey Howell	James Jim Matlock	Petra Reyes	Cast Votes	Undervotes	Overvotes	Election Day Voting Ballots Cast	Absentee Voting Ballots Cast	Early Voting Ballots Cast	Total Ballots Cast	Registered Voters	Turnout Percentage
1	21	34	6	22	0	83	21	0	53	9	42	104	206	50.49%
2	4	10	4	5	0	23	9	0	28	3	1	32	80	40.00%
3	0	4	0	0	0	4	1	0	2	1	2	5	24	20.83%
4	14	23	2	21	0	60	9	0	52	3	14	69	198	34.85%
5	9	16	4	10	0	39	11	0	27	2	21	50	131	38.17%
6	9	27	4	18	1	59	14	0	36	9	28	73	187	39.04%
Totals	57	114	20	76	1	268	65	0	198	27	108	333	826	40.31%




MOTLEY COUNTY, TEXAS

PRIMARY ELECTION

3/5/2024

Page 6



Justice, Supreme Court, Place 2 - Republican Party

Precinct	Jimmy Blacklock	Cast Votes	Undervotes	Overvotes	Election Day Voting Ballots Cast	Absentee Voting Ballots Cast	Early Voting Ballots Cast	Total Ballots Cast	Registered Voters	Turnout Percentage
1	85	85	19	0	53	9	42	104	206	50.49%
2	17	17	15	0	28	3	1	32	80	40.00%
3	3	3	2	0	2	1	2	5	24	20.83%
4	53	53	16	0	52	3	14	69	198	34.85%
5	38	38	12	0	27	2	21	50	131	38.17%
6	51	51	22	0	36	9	28	73	187	39.04%
Totals	247	247	86	0	198	27	108	333	826	40.31%

Canvass Results Report

Primary Election 2024

Run Time 1:03 PM

Run Date 04/12/2024

MOTLEY COUNTY, TEXAS

PRIMARY ELECTION

3/5/2024

Page 7

Official Results

Registered Voters
341 of 826 = 41.28%

Precincts Reporting
0 of 6 = 0.00%

Justice, Supreme Court, Place 4 - Republican Party

Precinct	Brian Walker	John Devine	Cast Votes	Undervotes	Overvotes	Election Day Voting Ballots Cast	Absentee Voting Ballots Cast	Early Voting Ballots Cast	Total Ballots Cast	Registered Voters	Turnout Percentage
1	58	26	84	20	0	53	9	42	104	206	50.49%
2	13	11	24	8	0	28	3	1	32	80	40.00%
3	3	0	3	2	0	2	1	2	5	24	20.83%
4	28	28	56	13	0	52	3	14	69	198	34.85%
5	20	18	38	12	0	27	2	21	50	131	38.17%
6	31	22	53	20	0	36	9	28	73	187	39.04%
Totals	153	105	258	75	0	198	27	108	333	826	40.31%

Canvass Results Report

Primary Election 2024

Run Time 1:03 PM

Run Date 04/12/2024

MOTLEY COUNTY, TEXAS

PRIMARY ELECTION

3/5/2024

Page 8

Official Results

Registered Voters
341 of 826 = 41.28%

Precincts Reporting
0 of 6 = 0.00%

Justice, Supreme Court, Place 6 - Republican Party

Precinct	Jane Bland	Cast Votes	Undervotes	Overvotes	Election Day Voting Ballots Cast	Absentee Voting Ballots Cast	Early Voting Ballots Cast	Total Ballots Cast	Registered Voters	Turnout Percentage
1	81	81	23	0	53	9	42	104	206	50.49%
2	16	16	16	0	28	3	1	32	80	40.00%
3	2	2	3	0	2	1	2	5	24	20.83%
4	52	52	17	0	52	3	14	69	198	34.85%
5	35	35	15	0	27	2	21	50	131	38.17%
6	47	47	26	0	36	9	28	73	187	39.04%
Totals	233	233	100	0	198	27	108	333	826	40.31%

Canvass Results Report

Primary Election 2024

Run Time 1:03 PM

Run Date 04/12/2024

MOTLEY COUNTY, TEXAS

PRIMARY ELECTION

3/5/2024

Page 9

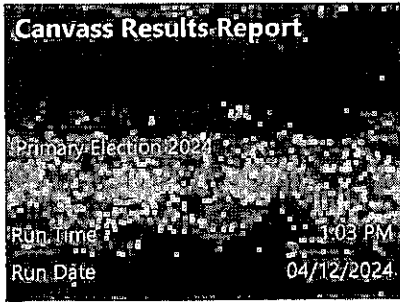
Official Results

Registered Voters
341 of 826 = 41.28%

Precincts Reporting
10 of 6 = 10.00%

Presiding Judge, Court of Criminal Appeals - Republican Party

Precinct	Sharon Keller	David J. Schenck	Cast Votes	Undervotes	Overvotes	Election Day Voting Ballots Cast	Absentee Voting Ballots Cast	Early Voting Ballots Cast	Total Ballots Cast	Registered Voters	Turnout Percentage
1	39	43	82	22	0	53	9	42	104	206	50.49%
2	13	11	24	8	0	28	3	1	32	80	40.00%
3	1	2	3	2	0	2	1	2	5	24	20.83%
4	26	35	61	8	0	52	3	14	69	198	34.85%
5	24	14	38	12	0	27	2	21	50	131	38.17%
6	32	25	57	15	1	36	9	28	73	187	39.04%
Totals	135	130	265	67	1	198	27	108	333	826	40.31%




MOTLEY COUNTY, TEXAS

PRIMARY ELECTION


3/5/2024

Page 10



Judge, Court of Criminal Appeals, Place 7 - Republican Party

Precinct	Barbara Parker Hervey	Gina Parker	Cast Votes	Undervotes	Overvotes	Election Day Voting Ballots Cast	Absentee Voting Ballots Cast	Early Voting Ballots Cast	Total Ballots Cast	Registered Voters	Turnout Percentage
1	43	38	81	23	0	53	9	42	104	206	50.49%
2	9	15	24	8	0	28	3	1	32	80	40.00%
3	0	3	3	2	0	2	1	2	5	24	20.83%
4	23	36	59	10	0	52	3	14	69	198	34.85%
5	12	26	38	12	0	27	2	21	50	131	38.17%
6	26	31	57	16	0	36	9	28	73	187	39.04%
Totals	113	149	262	71	0	198	27	108	333	826	40.31%



MOTLEY COUNTY, TEXAS

PRIMARY ELECTION


3/5/2024

Page 11



Judge, Court of Criminal Appeals, Place 8 - Republican Party

Precinct	Michelle Slaughter	Lee Finley	Cast Votes	Undervotes	Overvotes	Election Day Voting Ballots Cast	Absentee Voting Ballots Cast	Early Voting Ballots Cast	Total Ballots Cast	Registered Voters	Turnout Percentage
1	46	38	84	20	0	53	9	42	104	206	50.49%
2	12	11	23	9	0	28	3	1	32	80	40.00%
3	0	3	3	2	0	2	1	2	5	24	20.83%
4	34	25	59	10	0	52	3	14	69	198	34.85%
5	21	15	36	14	0	27	2	21	50	131	38.17%
6	26	31	57	16	0	36	9	28	73	187	39.04%
Totals	139	123	262	71	0	198	27	108	333	826	40.31%




MOTLEY COUNTY, TEXAS

PRIMARY ELECTION

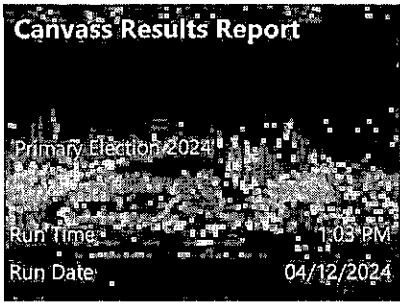
3/5/2024

Page 12



Member, State Board of Education, District 15 - Republican Party

Precinct	Aaron Kinsey	Cast Votes	Undervotes	Overvotes	Election Day Voting Ballots Cast	Absentee Voting Ballots Cast	Early Voting Ballots Cast	Total Ballots Cast	Registered Voters	Turnout Percentage
1	81	81	23	0	53	9	42	104	206	50.49%
2	16	16	16	0	28	3	1	32	80	40.00%
3	3	3	2	0	2	1	2	5	24	20.83%
4	54	54	15	0	52	3	14	69	198	34.85%
5	35	35	15	0	27	2	21	50	131	38.17%
6	47	47	26	0	36	9	28	73	187	39.04%
Totals	236	236	97	0	198	27	108	333	826	40.31%

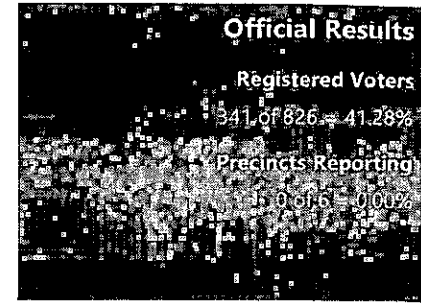


MOTLEY COUNTY, TEXAS

PRIMARY ELECTION

3/5/2024

Page 13



State Representative, District 69 - Republican Party

Precinct	James B Frank	Cast Votes	Undervotes	Overvotes	Election Day Voting Ballots Cast	Absentee Voting Ballots Cast	Early Voting Ballots Cast	Total Ballots Cast	Registered Voters	Turnout Percentage
1	84	84	20	0	53	9	42	104	206	50.49%
2	15	15	17	0	28	3	1	32	80	40.00%
3	4	4	1	0	2	1	2	5	24	20.83%
4	53	53	16	0	52	3	14	69	198	34.85%
5	33	33	17	0	27	2	21	50	131	38.17%
6	45	45	28	0	36	9	28	73	187	39.04%
Totals	234	234	99	0	198	27	108	333	826	40.31%

Canvass Results Report

Primary Election 2024

Run Time: 1:03 PM
Run Date: 04/12/2024

MOTLEY COUNTY, TEXAS

PRIMARY ELECTION

3/5/2024

Page 14

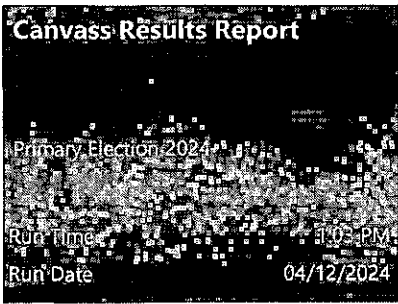
Official Results

Registered Voters
341 of 826 = 41.28%

Precincts Reporting
0 of 6 = 0.00%

Justice, 7th Court of Appeals District, Place 2 - Republican Party

Precinct	Judy Parler	Cast Votes	Undervotes	Overvotes	Election Day Voting Ballots Cast	Absentee Voting Ballots Cast	Early Voting Ballots Cast	Total Ballots Cast	Registered Voters	Turnout Percentage
1	82	82	22	0	53	9	42	104	206	50.49%
2	15	15	17	0	28	3	1	32	80	40.00%
3	2	2	3	0	2	1	2	5	24	20.83%
4	53	53	16	0	52	3	14	69	198	34.85%
5	33	33	17	0	27	2	21	50	131	38.17%
6	47	47	26	0	36	9	28	73	187	39.04%
Totals	232	232	101	0	198	27	108	333	826	40.31%




MOTLEY COUNTY, TEXAS

PRIMARY ELECTION


3/5/2024

Page 15



Justice, 7th Court of Appeals District, Place 3 - Republican Party

Precinct	Alex Yarborough	Cast Votes	Undervotes	Overvotes	Election Day Voting Ballots Cast	Absentee Voting Ballots Cast	Early Voting Ballots Cast	Total Ballots Cast	Registered Voters	Turnout Percentage
1	82	82	22	0	53	9	42	104	206	50.49%
2	15	15	17	0	28	3	1	32	80	40.00%
3	3	3	2	0	2	1	2	5	24	20.83%
4	52	52	17	0	52	3	14	69	198	34.85%
5	34	34	16	0	27	2	21	50	131	38.17%
6	46	46	27	0	36	9	28	73	187	39.04%
Totals	232	232	101	0	198	27	108	333	826	40.31%




MOTLEY COUNTY, TEXAS

PRIMARY ELECTION

3/5/2024

Page 16



District Attorney, 110th Judicial District - Republican Party


Precinct	Emily Teegardin	Cast Votes	Undervotes	Overvotes	Election Day Voting Ballots Cast	Absentee Voting Ballots Cast	Early Voting Ballots Cast	Total Ballots Cast	Registered Voters	Turnout Percentage
1	98	98	6	0	53	9	42	104	206	50.49%
2	20	20	12	0	28	3	1	32	80	40.00%
3	4	4	1	0	2	1	2	5	24	20.83%
4	61	61	8	0	52	3	14	69	198	34.85%
5	42	42	8	0	27	2	21	50	131	38.17%
6	55	55	18	0	36	9	28	73	187	39.04%
Totals	280	280	53	0	198	27	108	333	826	40.31%

Primary Election 2024
 Run Time 1:03 PM
 Run Date 04/12/2024

Official Results
 Registered Voters 341 of 826 = 41.28%
 Precincts Reporting 0 of 6 = 0.00%

County Attorney - Republican Party

Precinct	Tom Edwards	Cast Votes	Undervotes	Overvotes	Election Day Voting Ballots Cast	Absentee Voting Ballots Cast	Early Voting Ballots Cast	Total Ballots Cast	Registered Voters	Turnout Percentage
1	70	70	34	0	53	9	42	104	206	50.49%
2	16	16	16	0	28	3	1	32	80	40.00%
3	3	3	2	0	2	1	2	5	24	20.83%
4	48	48	21	0	52	3	14	69	198	34.85%
5	26	26	24	0	27	2	21	50	131	38.17%
6	35	35	38	0	36	9	28	73	187	39.04%
Totals	198	198	135	0	198	27	108	333	826	40.31%




MOTLEY COUNTY, TEXAS

PRIMARY ELECTION

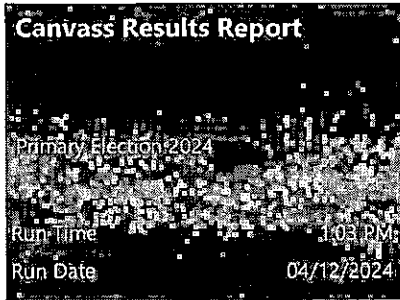
3/5/2024

Page 18



District and County Clerk, Unexpired Term - Republican Party

Precinct	D'Anna Russell	Cast Votes	Undervotes	Overvotes	Election Day Voting Ballots Cast	Absentee Voting Ballots Cast	Early Voting Ballots Cast	Total Ballots Cast	Registered Voters	Turnout Percentage
1	96	96	8	0	53	9	42	104	206	50.49%
2	24	24	8	0	28	3	1	32	80	40.00%
3	4	4	1	0	2	1	2	5	24	20.83%
4	65	65	4	0	52	3	14	69	198	34.85%
5	45	45	5	0	27	2	21	50	131	38.17%
6	63	63	10	0	36	9	28	73	187	39.04%
Totals	297	297	36	0	198	27	108	333	826	40.31%




MOTLEY COUNTY, TEXAS

PRIMARY ELECTION

3/5/2024

Page 19



Sheriff - Republican Party

Precinct	Robert Fisk	Cast Votes	Undervotes	Overvotes	Election Day Voting Ballots Cast	Absentee Voting Ballots Cast	Early Voting Ballots Cast	Total Ballots Cast	Registered Voters	Turnout Percentage
1	78	78	26	0	53	9	42	104	206	50.49%
2	19	19	13	0	28	3	1	32	80	40.00%
3	3	3	2	0	2	1	2	5	24	20.83%
4	60	60	9	0	52	3	14	69	198	34.85%
5	33	33	17	0	27	2	21	50	131	38.17%
6	45	45	28	0	36	9	28	73	187	39.04%
Totals	238	238	95	0	198	27	108	333	826	40.31%

Canvass Results Report

Primary Election 2024

Run Time

1:03 PM

Run Date

04/12/2024

MOTLEY COUNTY, TEXAS

PRIMARY ELECTION

3/5/2024

Page 20

Official Results

Registered Voters


341 of 826 = 41.28%

Precincts Reporting

0 of 6 = 0.00%

County Tax Assessor-Collector - Republican Party

Precinct	Ronda Miller	Cast Votes	Undervotes	Overvotes	Election Day Voting Ballots Cast	Absentee Voting Ballots Cast	Early Voting Ballots Cast	Total Ballots Cast	Registered Voters	Turnout Percentage
1	97	97	7	0	53	9	42	104	206	50.49%
2	23	23	9	0	28	3	1	32	80	40.00%
3	4	4	1	0	2	1	2	5	24	20.83%
4	64	64	5	0	52	3	14	69	198	34.85%
5	47	47	3	0	27	2	21	50	131	38.17%
6	69	69	4	0	36	9	28	73	187	39.04%
Totals	304	304	29	0	198	27	108	333	826	40.31%




MOTLEY COUNTY, TEXAS

PRIMARY ELECTION

3/5/2024

Page 21



County Commissioner, Precinct 1 - Republican Party

Precinct	Douglas Campbell	Cast Votes	Undervotes	Overvotes	Election Day Voting Ballots Cast	Absentee Voting Ballots Cast	Early Voting Ballots Cast	Total Ballots Cast	Registered Voters	Turnout Percentage
1	93	93	11	0	53	9	42	104	206	50.49%
Totals	93	93	11	0	53	9	42	104	206	50.49%

Canvass Results Report

Primary Election 2024

Run Time 1:03 PM

Run Date 04/12/2024

MOTLEY COUNTY, TEXAS

PRIMARY ELECTION

3/5/2024

Page 22

Official Results

Registered Voters
341 of 826 = 41.28%

Precincts Reporting
0 of 6 = 0.00%

County Commissioner, Precinct 3 - Republican Party

Precinct	Franklin Jameson	Cast Votes	Undervotes	Overvotes	Election Day Voting Ballots Cast	Absentee Voting Ballots Cast	Early Voting Ballots Cast	Total Ballots Cast	Registered Voters	Turnout Percentage
3	4	4	1	0	2	1	2	5	24	20.83%
6	52	52	21	0	36	9	28	73	187	39.04%
Totals	56	56	22	0	38	10	30	78	211	36.97%

Canvass Results Report

Primary Election 2024

Run Time

1:03 PM

Run Date

04/12/2024

MOTLEY COUNTY, TEXAS

PRIMARY ELECTION

3/5/2024

Page 23

Official Results

Registered Voters

341 of 826 = 41.28%

Precincts Reporting

0 of 6 = 0.00%

County Chair - Republican Party

Precinct	Gary Stone	Cast Votes	Undervotes	Overvotes	Election Day Voting Ballots Cast	Absentee Voting Ballots Cast	Early Voting Ballots Cast	Total Ballots Cast	Registered Voters	Turnout Percentage
1	94	94	10	0	53	9	42	104	206	50.49%
2	21	21	11	0	28	3	1	32	80	40.00%
3	4	4	1	0	2	1	2	5	24	20.83%
4	62	62	7	0	52	3	14	69	198	34.85%
5	46	46	4	0	27	2	21	50	131	38.17%
6	60	60	13	0	36	9	28	73	187	39.04%
Totals	287	287	46	0	198	27	108	333	826	40.31%

Canvass Results Report

Primary Election 2024

Run Time 1:03 PM
Run Date 04/12/2024

MOTLEY COUNTY, TEXAS

PRIMARY ELECTION

3/5/2024

Page 24

Official Results

Registered Voters


341 of 826 = 41.28%

Precincts Reporting

0 of 6 = 0.00%

Proposition 1 - Republican Party

Precinct	YES	NO	Cast Votes	Undervotes	Overvotes	Election Day Voting Ballots Cast	Absentee Voting Ballots Cast	Early Voting Ballots Cast	Total Ballots Cast	Registered Voters	Turnout Percentage
1	64	32	96	8	0	53	9	42	104	206	50.49%
2	23	5	28	4	0	28	3	1	32	80	40.00%
3	4	0	4	1	0	2	1	2	5	24	20.83%
4	42	23	65	4	0	52	3	14	69	198	34.85%
5	30	17	47	3	0	27	2	21	50	131	38.17%
6	41	27	68	5	0	36	9	28	73	187	39.04%
Totals	204	104	308	25	0	198	27	108	333	826	40.31%



MOTLEY COUNTY, TEXAS

PRIMARY ELECTION


3/5/2024

Page 25



Proposition 2 - Republican Party

Precinct	YES	NO	Cast Votes	Undervotes	Overvotes	Election Day Voting Ballots Cast	Absentee Voting Ballots Cast	Early Voting Ballots Cast	Total Ballots Cast	Registered Voters	Turnout Percentage
1	95	4	99	5	0	53	9	42	104	206	50.49%
2	31	0	31	1	0	28	3	1	32	80	40.00%
3	5	0	5	0	0	2	1	2	5	24	20.83%
4	68	0	68	1	0	52	3	14	69	198	34.85%
5	46	4	50	0	0	27	2	21	50	131	38.17%
6	66	4	70	3	0	36	9	28	73	187	39.04%
Totals	311	12	323	10	0	198	27	108	333	826	40.31%




MOTLEY COUNTY, TEXAS

PRIMARY ELECTION

3/5/2024

Page 26



Proposition 3 - Republican Party

Precinct	YES	NO	Cast Votes	Undervotes	Overvotes	Election Day Voting Ballots Cast	Absentee Voting Ballots Cast	Early Voting Ballots Cast	Total Ballots Cast	Registered Voters	Turnout Percentage
1	86	8	94	9	1	53	9	42	104	206	50.49%
2	27	2	29	3	0	28	3	1	32	80	40.00%
3	5	0	5	0	0	2	1	2	5	24	20.83%
4	65	3	68	1	0	52	3	14	69	198	34.85%
5	45	3	48	2	0	27	2	21	50	131	38.17%
6	63	2	65	8	0	36	9	28	73	187	39.04%
Totals	291	18	309	23	1	198	27	108	333	826	40.31%

Canvass Results Report

Primary Election 2024

Run Time

1:03 PM

Run Date

04/12/2024

MOTLEY COUNTY, TEXAS

PRIMARY ELECTION

3/5/2024

Page 27

Official Results

Registered Voters

341 of 826 = 41.28%

Precincts Reporting

0 of 6 = 0.00%

Proposition 4 - Republican Party

Precinct	YES	NO	Cast Votes	Undervotes	Overvotes	Election Day Voting Ballots Cast	Absentee Voting Ballots Cast	Early Voting Ballots Cast	Total Ballots Cast	Registered Voters	Turnout Percentage
1	90	7	97	6	1	53	9	42	104	206	50.49%
2	31	0	31	1	0	28	3	1	32	80	40.00%
3	4	0	4	1	0	2	1	2	5	24	20.83%
4	61	8	69	0	0	52	3	14	69	198	34.85%
5	48	2	50	0	0	27	2	21	50	131	38.17%
6	62	6	68	5	0	36	9	28	73	187	39.04%
Totals	296	23	319	13	1	198	27	108	333	826	40.31%

Canvass Results Report

Primary Election 2024

Run Time 1:03 PM

Run Date 04/12/2024

MOTLEY COUNTY, TEXAS

PRIMARY ELECTION

3/5/2024

Page 28

Official Results

Registered Voters
341 of 826 = 41.28%

Precincts Reporting
0 of 6 = 0.00%

Proposition 5 - Republican Party

Precinct	YES	NO	Cast Votes	Undervotes	Overvotes	Election Day Voting Ballots Cast	Absentee Voting Ballots Cast	Early Voting Ballots Cast	Total Ballots Cast	Registered Voters	Turnout Percentage
1	93	5	98	6	0	53	9	42	104	206	50.49%
2	29	1	30	2	0	28	3	1	32	80	40.00%
3	5	0	5	0	0	2	1	2	5	24	20.83%
4	65	4	69	0	0	52	3	14	69	198	34.85%
5	46	4	50	0	0	27	2	21	50	131	38.17%
6	59	7	66	7	0	36	9	28	73	187	39.04%
Totals	297	21	318	15	0	198	27	108	333	826	40.31%

Canvass Results Report

Primary Election 2024

Run Time 1:03 PM

Run Date 04/12/2024

MOTLEY COUNTY, TEXAS

PRIMARY ELECTION

3/5/2024

Page 29

Official Results

Registered Voters

341 of 826 = 41.28%

Precincts Reporting

0 of 6 = 0.00%

Proposition 6 - Republican Party

Precinct	YES	NO	Cast Votes	Undervotes	Overvotes	Election Day Voting Ballots Cast	Absentee Voting Ballots Cast	Early Voting Ballots Cast	Total Ballots Cast	Registered Voters	Turnout Percentage
1	87	7	94	10	0	53	9	42	104	206	50.49%
2	23	5	28	4	0	28	3	1	32	80	40.00%
3	4	1	5	0	0	2	1	2	5	24	20.83%
4	59	6	65	4	0	52	3	14	69	198	34.85%
5	47	1	48	2	0	27	2	21	50	131	38.17%
6	59	7	66	7	0	36	9	28	73	187	39.04%
Totals	279	27	306	27	0	198	27	108	333	826	40.31%

Canvass Results Report

Primary Election 2024

Run Time

1:03 PM

Run Date

04/12/2024

MOTLEY COUNTY, TEXAS

PRIMARY ELECTION

3/5/2024

Page 30

Official Results

Registered Voters

341 of 826 = 41.28%

Precincts Reporting

0 of 6 = 0.00%

Proposition 7 - Republican Party

Precinct	YES	NO	Cast Votes	Under votes	Overvotes	Election Day Voting Ballots Cast	Absentee Voting Ballots Cast	Early Voting Ballots Cast	Total Ballots Cast	Registered Voters	Turnout Percentage
1	72	19	91	13	0	53	9	42	104	206	50.49%
2	17	8	25	7	0	28	3	1	32	80	40.00%
3	3	1	4	1	0	2	1	2	5	24	20.83%
4	55	9	64	5	0	52	3	14	69	198	34.85%
5	36	5	41	9	0	27	2	21	50	131	38.17%
6	53	9	62	11	0	36	9	28	73	187	39.04%
Totals	236	51	287	46	0	198	27	108	333	826	40.31%

Canvass Results Report

Primary Election 2024

Run Time: 1:03 PM

Run Date: 04/12/2024

MOTLEY COUNTY, TEXAS

PRIMARY ELECTION

3/5/2024

Page 31

Official Results

Registered Voters
341 of 826 = 41.28%

Precincts Reporting
10 of 6 = 0.00%

Proposition 8 - Republican Party

Precinct	YES	NO	Cast Votes	Undervotes	Overvotes	Election Day Voting Ballots Cast	Absentee Voting Ballots Cast	Early Voting Ballots Cast	Total Ballots Cast	Registered Voters	Turnout Percentage
1	98	1	99	5	0	53	9	42	104	206	50.49%
2	31	0	31	1	0	28	3	1	32	80	40.00%
3	4	0	4	1	0	2	1	2	5	24	20.83%
4	68	1	69	0	0	52	3	14	69	198	34.85%
5	49	1	50	0	0	27	2	21	50	131	38.17%
6	64	3	67	6	0	36	9	28	73	187	39.04%
Totals	314	6	320	13	0	198	27	108	333	826	40.31%

Canvass Results Report

Primary Election 2024

Run Time

1:03 PM

Run Date

04/12/2024

MOTLEY COUNTY, TEXAS

PRIMARY ELECTION

3/5/2024

Page 32

Official Results

Registered Voters

341 of 826 = 41.28%

Precincts Reporting

0 of 6 = 0.00%

Proposition 9 - Republican Party

Precinct	YES	NO	Cast Votes	Undervotes	Overvotes	Election Day Voting Ballots Cast	Absentee Voting Ballots Cast	Early Voting Ballots Cast	Total Ballots Cast	Registered Voters	Turnout Percentage
1	78	18	96	8	0	53	9	42	104	206	50.49%
2	27	1	28	3	1	28	3	1	32	80	40.00%
3	4	1	5	0	0	2	1	2	5	24	20.83%
4	51	15	66	3	0	52	3	14	69	198	34.85%
5	37	11	48	2	0	27	2	21	50	131	38.17%
6	46	14	60	12	1	36	9	28	73	187	39.04%
Totals	243	60	303	28	2	198	27	108	333	826	40.31%

Canvass Results Report

Primary Election 2024

Run Time

1:03 PM

Run Date

04/12/2024

MOTLEY COUNTY, TEXAS

PRIMARY ELECTION

3/5/2024

Page 33

Official Results

Registered Voters

341 of 826 = 41.28%

Precincts Reporting

0 of 6 = 0.00%

Proposition 10 - Republican Party

Precinct	YES	NO	Cast Votes	Undervotes	Overvotes	Election Day Voting Ballots Cast	Absentee Voting Ballots Cast	Early Voting Ballots Cast	Total Ballots Cast	Registered Voters	Turnout Percentage
1	89	6	95	9	0	53	9	42	104	206	50.49%
2	30	0	30	2	0	28	3	1	32	80	40.00%
3	5	0	5	0	0	2	1	2	5	24	20.83%
4	62	6	68	1	0	52	3	14	69	198	34.85%
5	49	1	50	0	0	27	2	21	50	131	38.17%
6	57	6	63	10	0	36	9	28	73	187	39.04%
Totals	292	19	311	22	0	198	27	108	333	826	40.31%

Canvass Results Report

Primary Election 2024

Run Time 1:03 PM

Run Date 04/12/2024

MOTLEY COUNTY, TEXAS

PRIMARY ELECTION

3/5/2024

Page 34


Official Results

Registered Voters
341 of 826 = 41.28%

Precincts Reporting
0 of 6 = 0.00%

Proposition 11 - Republican Party

Precinct	YES	NO	Cast Votes	Undervotes	Overvotes	Election Day Voting Ballots Cast	Absentee Voting Ballots Cast	Early Voting Ballots Cast	Total Ballots Cast	Registered Voters	Turnout Percentage
1	62	37	99	5	0	53	9	42	104	206	50.49%
2	23	6	29	3	0	28	9	1	32	80	40.00%
3	3	2	5	0	0	2	1	2	5	24	20.83%
4	43	24	67	2	0	52	3	14	69	198	34.85%
5	32	14	46	4	0	27	2	21	50	131	38.17%
6	48	19	67	6	0	36	9	28	73	187	39.04%
Totals	211	102	313	20	0	198	27	108	333	826	40.31%




MOTLEY COUNTY, TEXAS

PRIMARY ELECTION


3/5/2024

Page 35



Proposition 12 - Republican Party

Precinct	YES	NO	Cast Votes	Undervotes	Overvotes	Election Day Voting Ballots Cast	Absentee Voting Ballots Cast	Early Voting Ballots Cast	Total Ballots Cast	Registered Voters	Turnout Percentage
1	100	0	100	4	0	53	9	42	104	206	50.49%
2	30	0	30	2	0	28	3	1	32	80	40.00%
3	5	0	5	0	0	2	1	2	5	24	20.83%
4	69	0	69	0	0	52	3	14	69	198	34.85%
5	50	0	50	0	0	27	2	21	50	131	38.17%
6	67	2	69	4	0	36	9	28	73	187	39.04%
Totals	321	2	323	10	0	198	27	108	333	826	40.31%




MOTLEY COUNTY, TEXAS

PRIMARY ELECTION

3/5/2024

Page 36



Proposition 13 - Republican Party

Precinct	YES	NO	Cast Votes	Undervotes	Overvotes	Election Day Voting Ballots Cast	Absentee Voting Ballots Cast	Early Voting Ballots Cast	Total Ballots Cast	Registered Voters	Turnout Percentage
1	95	3	98	6	0	53	9	42	104	206	50.49%
2	26	4	30	2	0	28	3	1	32	80	40.00%
3	5	0	5	0	0	2	1	2	5	24	20.83%
4	69	0	69	0	0	52	3	14	69	198	34.85%
5	49	1	50	0	0	27	2	21	50	131	38.17%
6	69	0	69	4	0	36	9	28	73	187	39.04%
Totals	313	8	321	12	0	198	27	108	333	826	40.31%